

By:
Jen Malone

Celebrating Diversity

Anti-racism activity



The Big Idea

Our communities are diverse and made up of individuals who have a lot in common.





Goals



In the lesson, children will begin to understand that each of us has similarities and differences and know that these traits are to be celebrated.

Students will practice generating and using the language of diversity.

As part of a collaborative poster, students will create portraits and writing to describe their classmates

- 
- 
- As a group brainstorm and record and list of positive character traits and skills.
 - Have students' names pre-written on individual cards & put in a box. Allow each child to draw a name from the box. Explain that we will be using some of the ideas we listed to describe this person.
 - Go around the circle and have each child say three positive things to say about the person they chose.
 - Example: I chose Dara. She is kind. She has nice curly hair. She shares her blocks with me.
 - Teacher records these to give to students so they can write them down later.
 - Pair up students to create a drawing or paper model of each other. Under the portraits, students will post the positive descriptions of the person they wrote about earlier. Have a gallery walk to share work.
 - Teacher provides a large piece of paper for students to hang their work on with the title: “The Wonderful People of Division 26”
 - Students affix their work to the poster and it is hung up in the hall for others to see.

Can provide students sentence starters if needed:

This is Mary.

She has _____ hair.

She has _____ eyes.

She is _____ and _____.


Class Collage

Lesson inspired by:

<https://www.racismnoway.com.au/teaching-resources/anti-prejudice-activities/year1/class-collage/>



I envision this activity as a part of a larger unit on Community. I think it would be a good way to start using the language of diversity and help foster understanding between students.



I would connect this activity to a previous lesson on “bucket filling”- frame it with the idea of “filling each others’ buckets”

I would possibly read the story “Zero” Kathryn Otoshi as part of the lesson

Rationale/Thoughts

Lesson inspired by:

<https://www.racismnoway.com.au/teaching-resources/anti-prejudice-activities/year1/class-collage/>



Thank You!

Jen Malone